



TDL201

3-WHEEL DUAL-DRIVE COUNTERBALANCE FORKLIFT, 2,000 KG

2000 kg 6000 mm 48 V Li-Ion



This 3-wheel forklift is ideal for a wide range of settings, including large warehouses, docks, side-bay lorries and logistics centres, delivering strong performance both indoors and outdoors.

It boosts productivity with its Li-ion core and dual drive units, meeting the demands of intensive applications.

SPECIFICATION	REF	UNIT	VALUE
Battery type			Li-Ion
Battery nominal capacity		Ah	405
Battery voltage		V	48
Load capacity	Q	kg	2000
Load centre distance	c	mm	500
Service weight		kg	3575
Retracted mast height	h_1	mm	2075
Lift height	h_3	mm	3000
Height, mast extended	h_4	mm	4058
Overall length		mm	3095
Overall width	b_1/b_2	mm	1150
Length to face of forks	l ₂	mm	2025
Fork dimensions	s/e/l	mm	40X122X1070
Turning radius		Wa	1605
Operator type			Seated
Load distance, centre of drive axle to fork		mm	420

Features

Hydraulic steering system with better human-vehicle interaction

The TDL series uses a hydraulic steering system to achieve more precise and responsive control, providing improved human-vehicle interaction. In addition, the hydraulic system has a simple, reliable construction and lower maintenance costs.

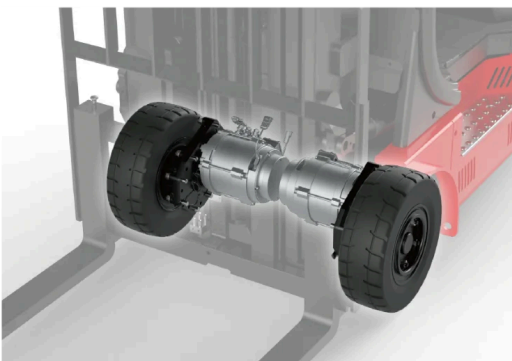


Electromagnetic joystick available for premium requirements

For premium material handling, an electromagnetic joystick is available as an option, putting operator experience and productivity at the forefront. The joystick houses all truck controls, allowing the operator to perform all functions from a palm-sized control with the utmost precision.

Larger legroom to amplify driving comfort

The integrated operator compartment is designed to create a larger working space to improve ergonomics, reduce work-related health issues for the operator, and enhance operational efficiency.



Powerful and constant working performance

The lithium-ion battery with opportunity charging and dual 5.4 kW drive motors guarantees the TDL series operates at full power at all times with consistently high performance. It comes with a 48V/50A integrated charger as standard for convenient charging; 48V/150A and 48V/200A external chargers are available as options to better suit your needs.

Optimised truck frame for cabin installation and detachment

The TDL series features the same streamlined design as the L2 series and an optimised one-piece truck frame, which facilitates easy cabin installation and removal.



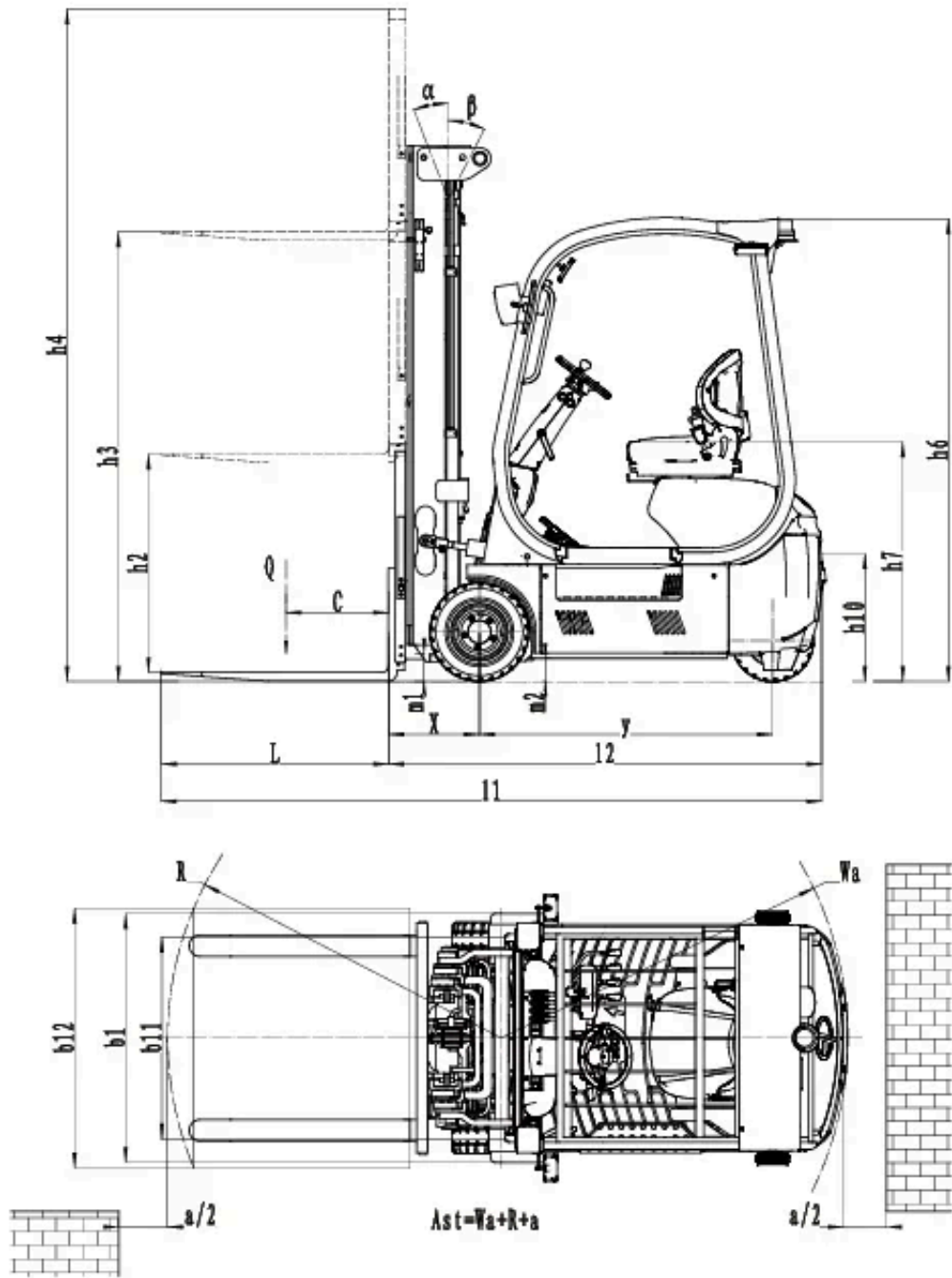
New informative LED display

The TDL series is fitted with a high-resolution LED display mounted in the upper right corner of the cabin. At a glance the operator can see speed, working hours, battery status, distance travelled and parking status. This informative, intuitive display promotes relaxed and safe operation.

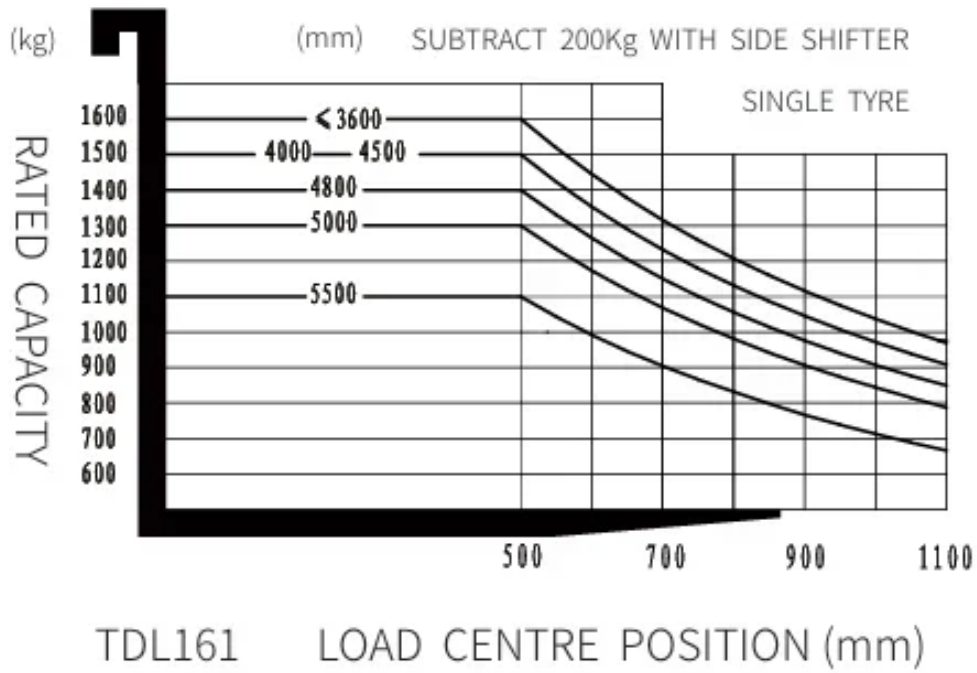
VDI Chart

	SPECIFICATION	REF	UNIT	VALUE
1.4	Operator type			Seated
1.5	Load capacity	Q	kg	2000
1.6	Load centre distance	c	mm	500
1.8	Load distance, centre of drive axle to fork		mm	420
1.9	Wheelbase		mm	1358
2.1	Service weight		kg	3575
2.2	Axle loading, laden front/rear		kg	4892/683
2.3	Axle loading, unladen front/rear		kg	1535/2040
3.1	Tyre type			Solid rubber
3.2	Tyre size, front		mm	200/50-10
3.3	Tyre size, rear		mm	140/55-9
3.5	Wheels, number front/rear (x=drive wheels)			2X/2
3.6.1	Tread width, front	b ₁₀	mm	936
3.7.1	Tread width, rear	b ₁₁	mm	210
4.0	Max lift height	H	mm	6000
4.1	Tilt of mast/fork carriage forward/backward		°	5/6

SPECIFICATION		REF	UNIT	VALUE
4.12	Tow coupling height		mm	560
4.19	Overall length		mm	3095
4.2	Retracted mast height	h_1	mm	2075
4.20	Length to face of forks	12	mm	2025
4.21	Overall width	b_1/b_2	mm	1150
4.22	Fork dimensions	s/e/1	mm	40X122X1070
4.23	A,B Fork carriage class/type A, B			2A
4.24	Fork carriage width		mm	1040
4.3	Free lift		mm	100
4.31	Ground clearance, laden, below mast		mm	86
4.32	Ground clearance, centre of wheelbase		mm	104
4.34.1	Aisle width for pallets 1000×1200 crossways		Ast	3348
4.34.2	Aisle width for pallets 800×1200 lengthways		Ast	3485
4.35	Turning radius		Wa	1605
4.4	Lift height	h_3	mm	3000
4.5	Height, mast extended	h_4	mm	4058
4.7	Height of overhead guard (cabin)		mm	2140
4.8	Seat height/standing height		mm	1070
5.1	Travel speed, laden/unladen		km/h	15/16
5.10	Service brake			Electromagnetic
5.11	Parking brake			Electromagnetic
5.2	Lifting speed, laden/unladen		m/s	0.35/0.43
5.3	Lowering speed, laden/unladen		m/s	0.45/0.37
5.8	Max. gradeability, laden/unladen		%	15/17
6.1	Drive motor rating S2 60 min		kW	5.4X2
6.2	Lift motor rating at S3 15%		kW	11
6.4	Battery nominal capacity		Ah	405
6.4	Battery voltage		V	48
6.4.1	Battery type			Li-Ion
6.5	Battery weight		kg	207
8.1	Type of drive control			AC
10.5	Steering design			Hydraulic
10.7	Sound pressure level at the drivers ear		dB(A)	79
15.1	Charger output current		A	50



RATED CAPACITIES AND LOAD CENTERES GRAPH



Mast Options

MAST TYPE	LIFT HEIGHT (H3, MM)	MAST LOWERED HEIGHT (H1, MM)	MAST EXTENDED HEIGHT, NO BACKREST (H4, MM)	MAST EXTENDED HEIGHT, WITH BACKREST (H4, MM)	FREE LIFT HEIGHT, NO BACKREST (H2, MM)	FREE LIFT HEIGHT, WITH BACKREST (H2, MM)
2-Standard Mast	3000	2075	3740	4055	100	100
2-Standard Mast	3600	2375	4340	4655	100	100
2-Standard Mast	4000	2625	4740	5055	100	100
3-Free Mast	4500	2140	5240	5555	1430	1115
3-Free Mast	4800	2240	5540	5855	1530	1215
3-Free Mast	5000	2305	5740	6055	1595	1280
3-Free Mast	5500	2475	6240	6555	1765	1450
3-Free Mast	6000	2690	6740	7055	1980	1665

Options

ITEM	OPTIONS (optional items marked in yellow)
Fork dimension	122*40*1070 122*40*920 122*40*1150 122*40*1220 122*40*1370 122*40*1500 122*40*1600 122*40*1700 122*40*1820 122*40*1900 122*40*2000 122*40*2200
Fork carriage width option	1040mm Yes and can be customized
Seat type	Regular Premium Suspension KL01 with armrest
Attachments	No Built-in sideshifter External shifter Fork positioner
Traction pin	Yes and not customized
Load wheel material	Solid Non-marking solid
Front wheel material	Solid Non-marking solid
Battery capacity	360Ah 405Ah
Charger	48V-50A internal 48V-150A external
Battery display indicator (BDI)	With hourmeter
Area warning lamp	No Red, one on each side Red, rear Red, one on each side + one on the back"
Rearview mirror	1 rearview mirror 2 rearview mirrors
Buzzer	Yes and not customized
OPS system	Yes and not customized
USB interface	No Yes and not customized
Telematics	No Yes and not customized
Front lamp	LED
Rear lamp	No LED
Blue lamp	No 2 front 1 rear 2 front + 1 rear
Cabin	None Basic half cabin Upgrade half cabin Full cabin
Proportional lift system	No Yes and not customized
Anti-static chain	Yes and not customized
Turn signal light	LED