

# EFX3-251

## LI-ION COUNTERBALANCE FORKLIFT 2.5T

 2500 kg
  4800 mm
  80 V



The EFL X3 Series is designed for small and medium logistics centers, manufacturing facilities, and rental operations that require a durable electric forklift capable of replacing diesel models. Its solid tires, high ground clearance, and IP-protected structure make it suitable for outdoor conditions, while its tight turning radius (2250 mm) and compact chassis provide exceptional maneuverability in narrow aisles. This all-round versatility makes it a reliable partner for warehouses, loading bays, and production environments.

SPECIFICATION	REF	UNIT	VALUE
Battery nominal capacity		Ah	150
Battery voltage		V	80
Load capacity	Q	kg	2500
Load centre distance	c	mm	500
Service weight		kg	4255
Retracted mast height	$h_1$	mm	2090
Lift height	$h_3$	mm	3000
Height, mast extended	$h_4$	mm	4025
Overall length		mm	3620
Overall width	$b_1/b_2$	mm	1154
Length to face of forks	l2	mm	2550
Fork dimensions	s/e/l	mm	40×122×1070
Turning radius		Wa	2250
Operator type			Seated
Load distance, centre of drive axle to fork		mm	495
Wheelbase		mm	1650

# Features

---

## PMSM motor for higher efficiency and performance

The EFL X3 Series adopts advanced Permanent Magnet Synchronous Motor (PMSM) technology, improving power output and extending battery life by up to 10%. The high-efficiency drive delivers smoother acceleration and superior energy management across demanding tasks.




## Removable Li-ion battery for flexible operation

Equipped with an 80V/150Ah removable Li-ion battery (optional 280Ah), the truck allows fast side-pull replacement, ideal for continuous operations or areas lacking fixed charging points. Maintenance-free design and opportunity charging ensure maximum uptime and reliability.

## Versatile for indoor and outdoor use

Thanks to its solid tires, water-protected chassis, and high ground clearance, the EFL X3 easily handles uneven outdoor terrain while maintaining excellent control indoors. Its 2250 mm turning radius ensures agile maneuvering in compact spaces.





Simplified panel



Adjustable steering wheel



## Ergonomic and operator-friendly design

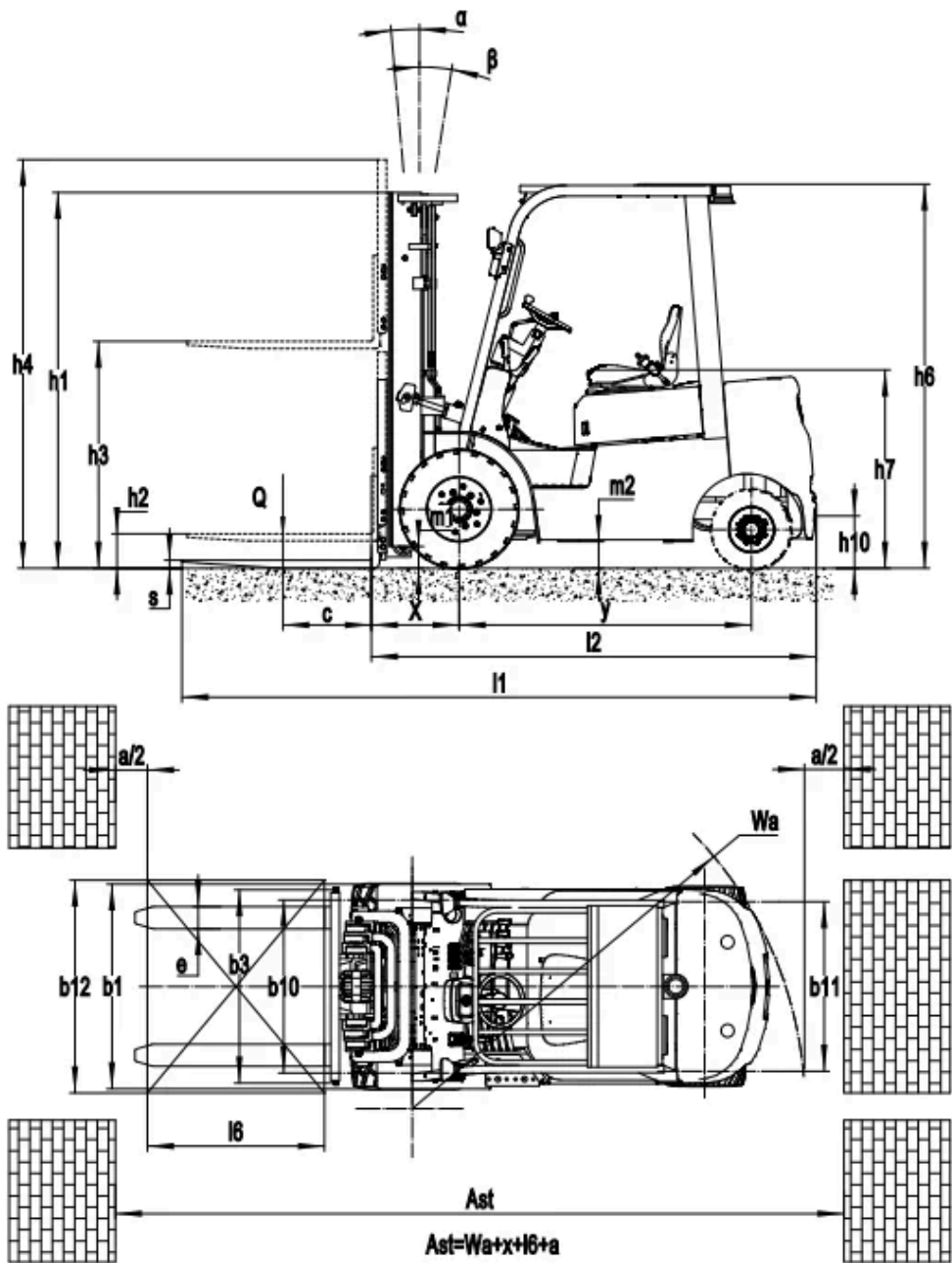
The operator zone includes a simplified dashboard, adjustable steering wheel, and comfortable seating, designed for all-day productivity. Optimized visibility and intuitive controls support precise load handling, reducing fatigue and enhancing safety.

## VDI Chart

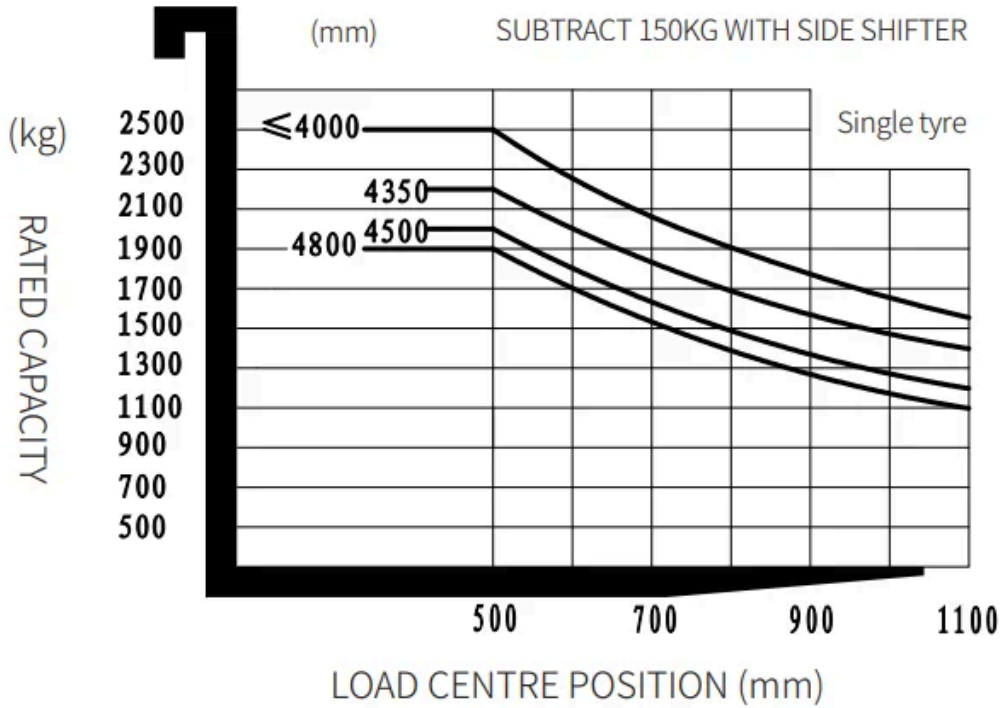
	SPECIFICATION	REF	UNIT	VALUE
1.4	Operator type			Seated
1.5	Load capacity	Q	kg	2500
1.6	Load centre distance	c	mm	500
1.8	Load distance, centre of drive axle to fork		mm	495
1.9	Wheelbase		mm	1650
2.1	Service weight		kg	4255
2.2	Axle loading, laden front/rear		kg	5815/940
2.3	Axle loading, unladen front/rear		kg	1805/2450
3.1	Tyre type			Solidrubber
3.2	Tyre size, front		mm	7.00-12
3.3	Tyre size, rear		mm	18X7-8
3.5	Wheels, number front/rear (x=drive wheels)			2x/2
3.6.1	Tread width, front	b <sub>10</sub>	mm	975
3.7.1	Tread width, rear	b <sub>11</sub>	mm	955
4.0	Max lift height	H	mm	4800
4.1	Tilt of mast/fork carriage forward/backward		°	6/10
4.12	Tow coupling height		mm	295
4.15	Lowered height			2090
4.18	Width of loading surface			40×122
4.19	Overall length		mm	3620
4.2	Retracted mast height	h <sub>1</sub>	mm	2090
4.2.1	Overall height			4025
4.20	Length to face of forks	l <sub>2</sub>	mm	2550

	SPECIFICATION	REF	UNIT	VALUE
4.21	Overall width	$b_1/b_2$	mm	1154
4.22	Fork dimensions	s/e/l	mm	40×122×1070
4.23	A,B Fork carriage class/type A, B			2A
4.24	Fork carriage width		mm	1040
4.3	Free lift		mm	135
4.31	Ground clearance, laden, below mast		mm	110
4.32	Ground clearance, centre of wheelbase		mm	150
4.34.1	Aisle width for pallets 1000×1200 crossways		Ast	3945
4.34.2	Aisle width for pallets 800×1200 lengthways		Ast	4145
4.35	Turning radius		Wa	2250
4.4	Lift height	$h_3$	mm	3000
4.5	Height, mast extended	$h_4$	mm	4025
4.7	Height of overhead guard (cabin)		mm	2170
4.8	Seat height/standing height		mm	1110
4.9	Height of tiller handle in drive position min./max.			1110
5.1	Travel speed, laden/unladen		km/h	11/12
5.10	Service brake			Hydraulic
5.11	Parking brake			Mechanical
5.2	Lifting speed, laden/unladen		m/s	0.29/0.36
5.3	Lowering speed, laden/unladen		m/s	0.4/0.43
5.8	Max. gradeability, laden/unladen		%	15/15
6.1	Drive motor rating S2 60 min		kW	8
6.2	Lift motor rating at S3 15%		kW	16
6.4	Battery nominal capacity		Ah	150
6.4	Battery voltage		V	80
6.5	Battery weight		kg	4255
6.6	Energy consumption according to DIN EN 16796		kWh/h	0.29/0.36
8.1	Type of drive control			PMSM
10.5	Steering design			Hydraulic
10.7	Sound pressure level at the drivers ear		dB(A)	<74
15.1	Charger output current		A	8

# VDI Drawing



## RATED CAPACITIES AND LOAD CENTERES GRAPH



## Mast Options

MAST TYPE	LIFT HEIGHT (H3, MM)	MAST LOWERED HEIGHT (H1, MM)	HEIGHT, MAST EXTENDED, NO SHELVING (H4, MM)	HEIGHT, MAST EXTENDED, WITH SHELVING (H4, MM)	HEIGHT, FREE LIFT, NO SHELVING (H2, MM)	HEIGHT, FREE LIFT, WITH SHELVING (H2, MM)
2-Standard Mast	3000	2090	3565	4025	135	135
2-Standard Mast	3300	2240	3865	4325	135	135
3-Free Mast	4500	2115	5065	5525	1550	1090
3-Free Mast	4800	2220	5365	5825	1655	1195

## Options

ITEM	OPTIONS (optional items marked in yellow)
Fork dimension	122*45*1070   122*45*1150   122*45*1220   122*45*1370   122*45*1520   122*45*1600   122*45*1700   122*45*1820   122*45*2000   122*45*2200   122*45*2400
Fork carriage width option	1040mm   Yes and can be customized
Fork carriage height option	1095mm   Yes and can be customized

ITEM	OPTIONS (optional items marked in yellow)
Seat type	Normal   Suspension   Comfortable + safety belt logic switch   Suspension + safety belt logic switch   Suspension + armrests + safety belt logic switch
Attachments	No   Built-in sidsifter   External shifter   Fork positioner with sidsift
Traction pin	Yes
Electrostatic chain	Yes
Front wheel material	Normal solid   Traceless solid
Rear wheel material	Normal solid   Traceless solid
Battery capacity	80V150AH   80V100AH   80V230AH   80V280AH
Charger	80V35A (Internal)   80V65A   80V60A (Internal)
Battery display indicator (BDI)	With hourtime
Area warning lamp	None   Red, both sides
Rearview mirror	One in front   Two on sides
Buzzer	Yes
OPS system	No   Yes and not customized
Telematics	Yes and not customized   No
Front lamp	LED
Rear lamp	No   LED
Warning lamp	Yes
Steering lamp	Yes
Blue lamp	None   Two in the front   One in the rear   Two in the front+ One in the rear
Battery side pull function	Yes and not customized
Cabin	No   Basic half cabin   Upgrade half cabin   Full cabin   With tempered glass OHG
Battery side pull attachment	No   Yes and not customized