

EFL252

ELECTRIC COUNTERBALANCE FORKLIFT TRUCK 2.5T

 2500 kg  6000 mm  80 V



Designed for both indoor warehouses and outdoor yards, the EFL 2 Series excels in logistics centers, production facilities, construction sites, and retail distribution. Its durable structure and powerful traction allow operation on uneven ground, while the compact turning radius and low overall length ensure high maneuverability in tight aisles. The integrated Li-ion battery enables opportunity charging at any time, providing flexible, continuous operation with no battery swaps or downtime.

SPECIFICATION	REF	UNIT	VALUE
Battery nominal capacity		Ah	205
Battery voltage		V	80
Load capacity	Q	kg	2500
Load centre distance	c	mm	500
Service weight		kg	3830
Retracted mast height	h_1	mm	2060
Lift height	h_3	mm	3000
Height, mast extended	h_4	mm	4050
Overall length		mm	3573
Overall width	b_1/b_2	mm	1154
Length to face of forks	l ₂	mm	2503
Fork dimensions	s/e/l	mm	40×122×1070
Turning radius		Wa	2290
Operator type			Seated
Load distance, centre of drive axle to fork		mm	495
Wheelbase		mm	1595

Features


Powerful and efficient Li-ion system

The EFL 2 Series features EP's 80V LFP Li-ion battery, providing safe, maintenance-free operation with long service life. Opportunity charging enables 24/7 uptime without battery replacement or water refilling.



IC-like performance, electric efficiency

Thanks to its strong drive motor and hydraulic system, the EFL 2 Series delivers power comparable to diesel forklifts, while reducing energy consumption and noise levels for more comfortable operation.



Outdoor-ready and durable

Built with IPX4 water-resistant protection, large pneumatic tires, and a robust steel frame, the EFL 2 Series can operate reliably outdoors, on wet surfaces, and in light industrial yards.



Smart management with telematics

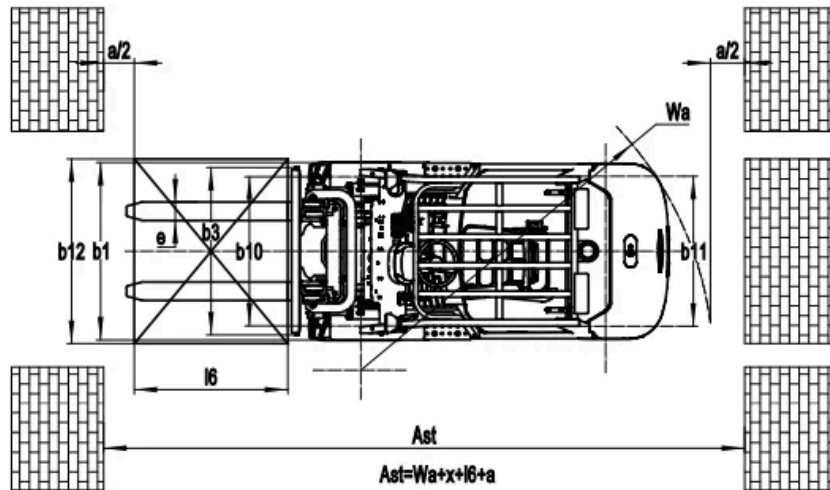
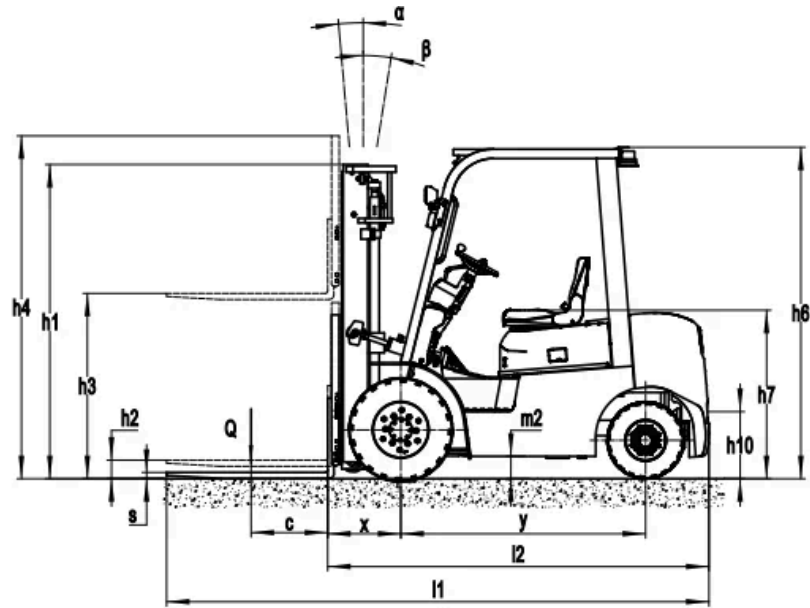
Integrated telematics provide real-time fleet insights — including truck status, battery analytics, and usage reports — helping operators improve productivity and extend equipment lifespan.



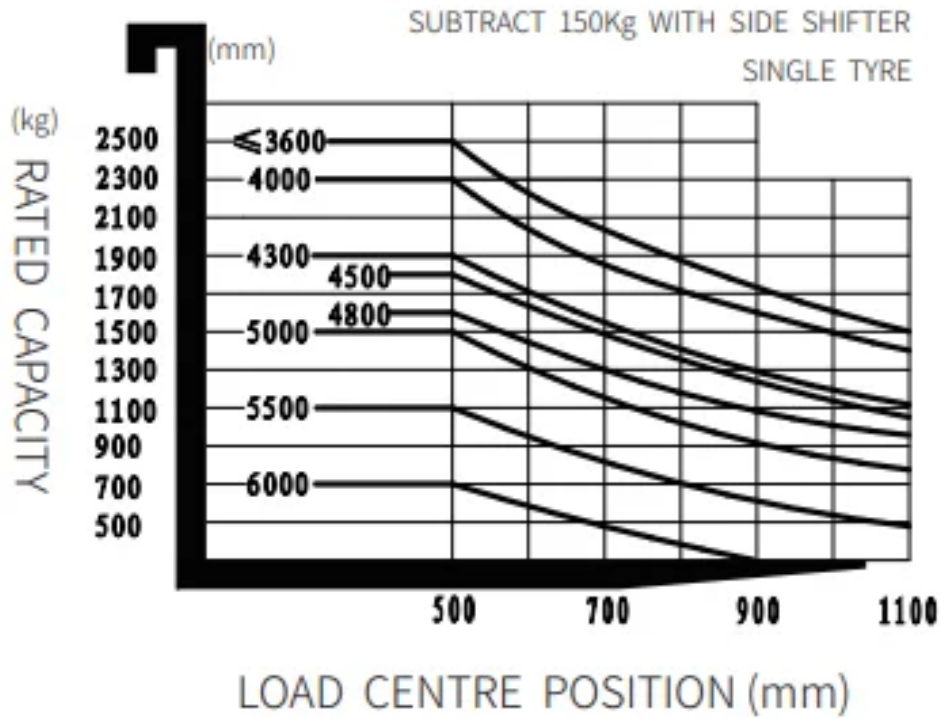
VDI Chart

	SPECIFICATION	REF	UNIT	VALUE
1.4	Operator type			Seated
1.5	Load capacity	Q	kg	2500
1.6	Load centre distance	c	mm	500
1.8	Load distance, centre of drive axle to fork		mm	495
1.9	Wheelbase		mm	1595
2.1	Service weight		kg	3830
2.2	Axle loading, laden front/rear		kg	5530/800
2.3	Axle loading, unladen front/rear		kg	1480/2350
3.1	Tyre type			Solidrubber
3.2	Tyre size, front		mm	7.00-12
3.3	Tyre size, rear		mm	6.00-9
3.5	Wheels, number front/rear (x=drive wheels)			2x/2
3.6.1	Tread width, front	b_{10}	mm	970
3.7.1	Tread width, rear	b_{11}	mm	975
4.0	Max lift height	H	mm	6000
4.1	Tilt of mast/fork carriage forward/backward		°	6/10
4.10	Height of wheel arms		mm	1095
4.12	Tow coupling height		mm	435
4.14	Stand height, elevated			Seated
4.15	Lowered height			3000
4.19	Overall length		mm	3573
4.2	Retracted mast height	h_1	mm	2060
4.2.1	Overall height			4050
4.20	Length to face of forks	l ₂	mm	2503
4.21	Overall width	b_1/b_2	mm	1154
4.22	Fork dimensions	s/e/l	mm	40×122×1070
4.23	A,B Fork carriage class/type A, B			2A
4.24	Fork carriage width		mm	1090
4.3	Free lift		mm	140
4.31	Ground clearance, laden, below mast		mm	100
4.32	Ground clearance, centre of wheelbase		mm	150
4.34.1	Aisle width for pallets 1000×1200 crossways		Ast	3985

SPECIFICATION		REF	UNIT	VALUE
4.34.2	Aisle width for pallets 800×1200 lengthways		Ast	4195
4.35	Turning radius		Wa	2290
4.4	Lift height	h ₃	mm	3000
4.5	Height, mast extended	h ₄	mm	4050
4.6	Initial lift		mm	140
4.7	Height of overhead guard (cabin)		mm	2160
4.8	Seat height/standing height		mm	1095
4.9	Height of tiller handle in drive position min./max.			1595
5.1	Travel speed, laden/unladen		km/h	11/12
5.10	Service brake			Hydraulic
5.11	Parking brake			Mechanical
5.2	Lifting speed, laden/unladen		m/s	0.28/0.37
5.3	Lowering speed, laden/unladen		m/s	0.45/0.5
5.5	Drawbar pull, laden/unladen			Drawbar pull, laden/unladen
5.6	Max. drawbar pull, laden/unladen			8000
5.8	Max. gradeability, laden/unladen		%	15/15
6.1	Drive motor rating S2 60 min		kW	10
6.2	Lift motor rating at S3 15%		kW	16
6.4	Battery nominal capacity		Ah	205
6.4	Battery voltage		V	80
6.5	Battery weight		kg	3830
6.6	Energy consumption according to DIN EN 16796		kWh/h	Energy consumption according to DIN EN 16796
6.7	Turnover output according to VDI 2198			Turnover output according to VDI 2198
6.8	Turnover efficiency according to VDI 2198			Turnover efficiency according to VDI 2198
8.1	Type of drive control			AC
10.5	Steering design			Hydraulic
10.7	Sound pressure level at the drivers ear		dB(A)	74
15.1	Charger output current		A	Charger output current



RATED CAPACITIES



Mast Options

MAST TYPE	LIFT HEIGHT (H3, MM)	MAST LOWERED HEIGHT (H1, MM)	HEIGHT, MAST EXTENDED, NO SHELVING (H4, MM)	HEIGHT, MAST EXTENDED, WITH SHELVING (H4, MM)	HEIGHT, FREE LIFT, NO SHELVING (H2, MM)	HEIGHT, FREE LIFT, WITH SHELVING (H2, MM)
2-Standard Mast	3000	2075	3565	4025	140	140
2-Standard Mast	3300	2225	3865	4325	140	140
2-Standard Mast	3600	2375	4165	4625	140	140
2-Standard Mast	4000	2625	4565	5025	140	140
2-Free Mast	3000	2035	3565	4025	1470	1000
2-Free Mast	3300	2185	3865	4325	1620	1150
3-Free Mast	4300	2035	4865	5325	1470	1000
3-Free Mast	4500	2115	5065	5525	1550	1080
3-Free Mast	4800	2220	5365	5825	1655	1185
3-Free Mast	5000	2305	5565	6025	1740	1270

MAST TYPE	LIFT HEIGHT (H3, MM)	MAST LOWERED HEIGHT (H1, MM)	HEIGHT, MAST EXTENDED, NO SHELVING (H4, MM)	HEIGHT, MAST EXTENDED, WITH SHELVING (H4, MM)	HEIGHT, FREE LIFT, NO SHELVING (H2, MM)	HEIGHT, FREE LIFT, WITH SHELVING (H2, MM)
3-Free Mast	5500	2555	6065	6525	1990	1520
3-Free Mast	6000	2805	6565	7025	2240	1770

Options

ITEM	OPTIONS (optional items marked in yellow)
Fork dimension	122*40*1070 122*40*920 122*40*1150 122*40*1220 122*40*1370 122*40*1500 122*40*1600 122*40*1700 122*40*1820 122*40*1900 122*40*2000 122*40*2200
Fork carriage width option	1040mm Yes and can be customized
Fork carriage height option	1025mm Yes and can be customized
Seat type	Regular Premium Suspension Suspension+seatbelt logic switch Suspension seat with armrest (KL01)
Attachments	No Built-in sidsifter External shifter Fork positioner
Traction pin	Yes
Front wheel material	Pneumatic Solid Non marking
Battery capacity	80V205AH 80V280AH 80V410AH
Charger	80V35A 80V65A 80V130A 80V200A 80V35A integrated 80V60A integrated
Battery display indicator (BDI)	With time
Area warning lamp	No Red, 1 left+ 1 right
Rearview mirror	1 in the middle Add rearview mirror on both sides
OPS system	Yes
Telematics	No Yes and not customized
Front lamp	LED
Rear lamp	No LED
Warning lamp	Yes
Cabin	No Basic half cabin Upgrade half cabin Full cabin
Heater	No Yes and not customized