

EFL303

LI-ION COUNTERBALANCE FORKLIFT 3.0T

 3000 kg
  6000 mm
  80 V Li-Ion



Designed for warehouses, manufacturing sites, and logistics hubs, the EFL303 excels in applications requiring both indoor maneuverability and outdoor durability. From pallet handling to heavy material transport, it performs consistently in diverse conditions, offering reliability and operator comfort in every shift.

SPECIFICATION	REF	UNIT	VALUE
Battery type			Li-Ion
Battery nominal capacity K5		Ah	205
Battery voltage		V	80
Rated capacity	Q	kg	3000
Load centre distance	c	mm	500
Service weight		kg	4280
Height, mast lowered	h_1	mm	2070
Lift	h_3	mm	3000
Height, mast extended	h_4	mm	4095
Overall length	l_1	mm	3610
Overall width	b_1/b_2	mm	1210
Length to face of forks	l_2	mm	2540
Fork dimensions	s/e/l	mm	45X122X1070
Turning radius	Wa	mm	2347
Manufacturer			EP
Model designation			EFL303

Features

Higher performance for productivity boost

Max travel speed 19/20km/h to cover diverse intralogistics application needs.

Max battery capacity 80V/560Ah and max charging current 200A for longer uptime and fast charging.

Max gradeability 22/28% to deliver better stability on ramps.

Max lifting speed 0.48/0.54m/s for greater efficiency.



The truck structure integrates aesthetics and practical design

Both practicality and beauty are reflected in the design of the new EFL series. It inherits the robust chassis of the T8 IC truck series and features a more streamlined and compact counterweight, to better fit in confined space. Plus, the rain-proofed charging port protects the port from water splash and ensures charging safety.


Lithium technology to replace internal combustion engine

The lithium technology has proven itself as an emission-free and maintenance-free alternative to diesel. The new generation of EFL series handles loads with consistently high performance due to opportunity charging even for the most demanding applications.




Multi-functions for safe operation and easy fleet management

The new EFL series is equipped with a variety of functional configurations, such as OPS system, Telematics and card system, which not only takes security as priority but als




Ergonomic improvements for comfortable operation

The workspace of the new EFL series is more spacious with a simplified panel and a comfortable pedal. The series features a new LED display that clearly shows speed, working hours, battery status, mileage and parking status so the operator can easily grasp the truck conditions just with a glance.



Outdoor behavior with high-visibility closed roof and cabin options

The bolted overhead guard is fitted as standard with a new closed roof made of tempered glass and flat high-strength steel bars, offering the highest visibility in the category. It enables safe load handling at all heights and increases productivity by increasing the number of pallet movements. Outdoor performance can be enhanced with cabin options such as front windshield, semi-cab, full cabin, heater and A/C. For added flexibility, the front windshield and semi-cabin can be offered in a retrofit kit for easy installation by dealers.

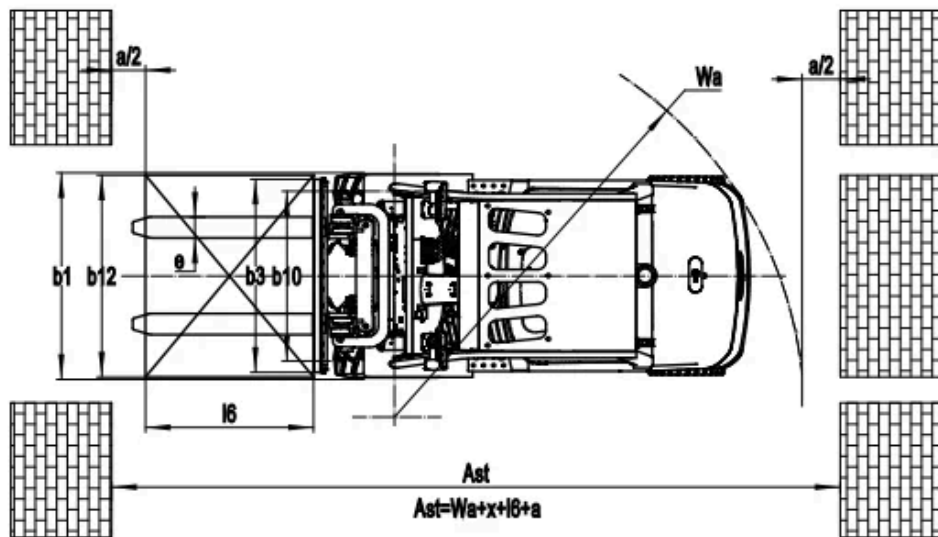
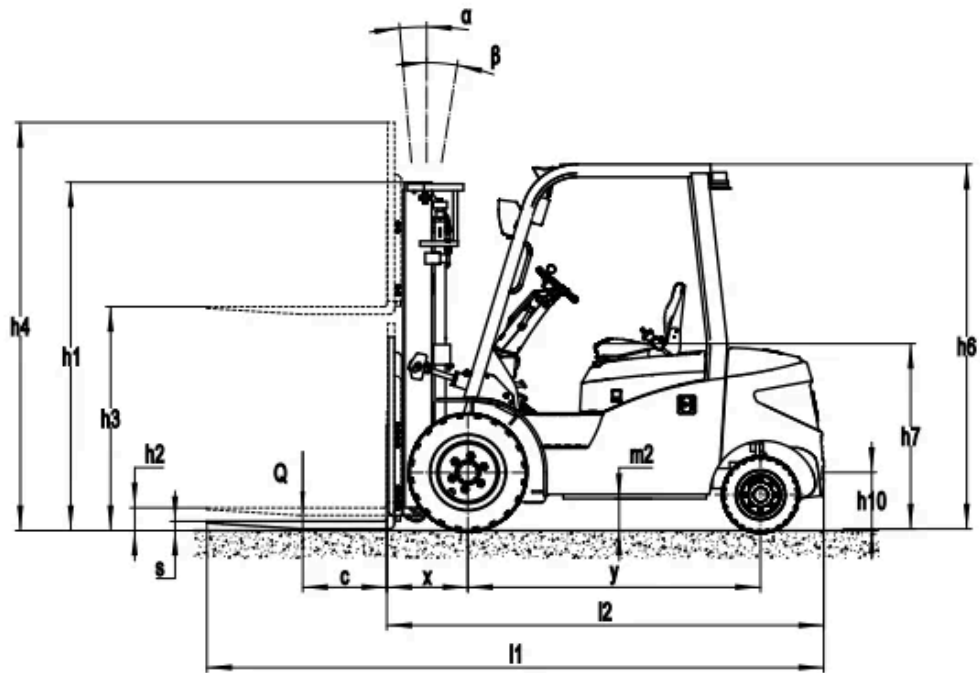


VDI Chart

	SPECIFICATION	REF	UNIT	VALUE
1.1	Manufacturer			EP
1.2	Model designation			EFL303
1.3	Drive			Electric
1.4	Operator type			Seated
1.5	Rated capacity	Q	kg	3000
1.6	Load centre distance	c	mm	500
1.8	Load distance, centre of drive axle to fork	x	mm	481
1.9	Wheelbase	y	mm	1740
2.1	Service weight		kg	4280
2.2	Axle loading, laden front/rear		kg	6595/685
2.3	Axle loading, unladen front/rear		kg	1900/2380
3.1	Tyres			Solidrubber
3.2	Tyre size, front		mm	28x9-15

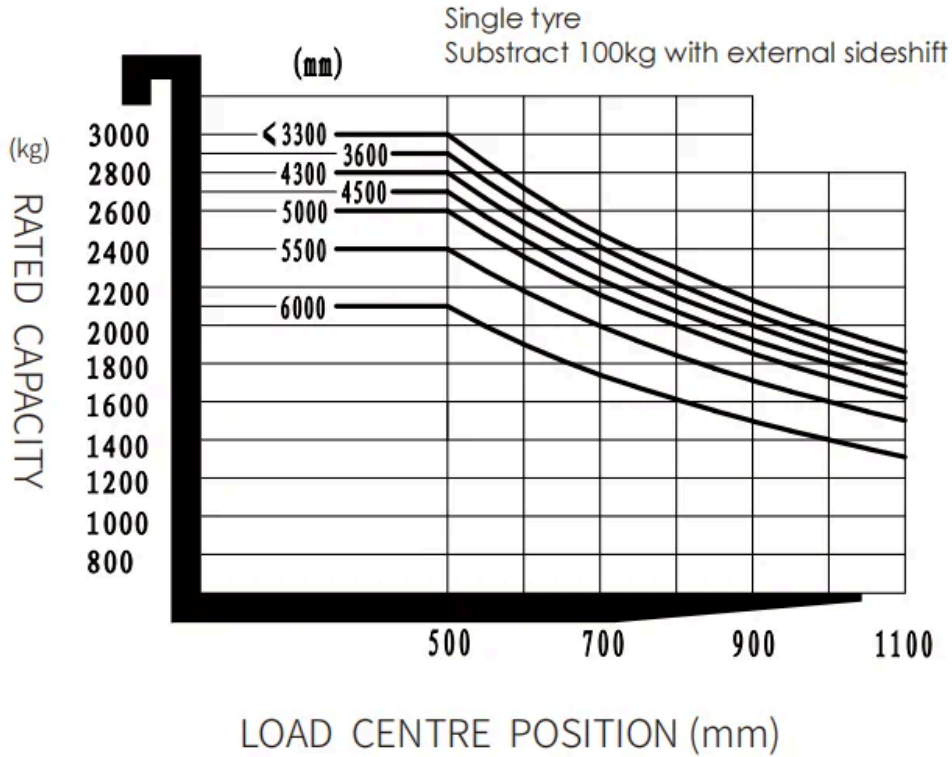
SPECIFICATION		REF	UNIT	VALUE
3.3	Tyre size, rear		mm	200/50-10
3.5	Wheels, number front/rear (x=drive wheels)			2X-2
3.6	Tread width, front	b ₁₀	mm	1010
3.7	Tread width, rear	b ₁₁	mm	955
4.1	Tilt of mast/fork carriage forward/backward		°	6/10
4.2	Height, mast lowered	h ₁	mm	2070
4.3	Free lift	h ₂	mm	135
4.4	Lift	h ₃	mm	3000
4.5	Height, mast extended	h ₄	mm	4095
4.7	Height of overhead guard (cabin)		mm	2180
4.8	Seat height relating to SIP/stand height		mm	1110
4.12	Coupling height		mm	345
4.19	Overall length	l ₁	mm	3610
4.20	Length to face of forks	l ₂	mm	2540
4.21	Overall width	b ₁ /b ₂	mm	1210
4.22	Fork dimensions	s/e/l	mm	45X122X1070
4.23	Fork carriage ISO 2328, class/type A, B			3A
4.24	Fork carriage width		mm	1100
4.31	Ground clearance, laden, below mast		mm	130
4.32	Ground clearance, centre of wheelbase	m ₂	mm	185
4.34.1	Aisle width for pallets 1000×1200 crossways	Ast	mm	4028
4.34.2	Aisle width for pallets 800 × 1200 lengthways	Ast	mm	4228
4.35	Turning radius	Wa	mm	2347
5.1	Travel speed, laden/unladen		km/h	11/12
5.2	Lift speed, laden/unladen		m/s	0.29/0.36
5.3	Lowering speed, laden/unladen		m/s	0.43/0.44
5.8	Max. gradeability, laden/unladen		%	15/15
5.10	Service brake			Hydraulic
5.11	Parking brake			Mechanical
6.1	Drive motor rating S2 60 min		kW	10
6.2	Lift motor rating at S3 15%		kW	16
6.4	Battery nominal capacity K5		Ah	205
6.4	Battery voltage		V	80
6.4.1	Battery type			Li-Ion

	SPECIFICATION	REF	UNIT	VALUE
6.5	Battery weight		kg	160
6.6	Energy consumption according to DIN EN 16796		kWh/h	7.15
6.7	Turnover output according to VDI 2198			180
6.8	Turnover efficiency according to VDI 2198			28.57
8.1	Type of drive unit			AC
10.1	Operating pressure for attachments		bar	180
10.2	Oil volume for attachments		ℓ/min	35
10.5	Steering design			Hydraulic
10.7	Sound pressure level at the driver's seat		dB(A)	<74



EFL303(S, P)

RATED CAPACITIES AND LOAD CENTERS GRAPH



Mast Options

MAST TYPE	LIFT HEIGHT (H3, MM)	MAST LOWERED HEIGHT (H1, MM)	MAST EXTENDED HEIGHT, NO BACKREST (H4, MM)	MAST EXTENDED HEIGHT, WITH BACKREST (H4, MM)	FREE LIFT HEIGHT, NO BACKREST (H2, MM)	FREE LIFT HEIGHT, WITH BACKREST (H2, MM)
2W270	2700	1915	3365	3830	135	135
2W300	3000	2065	3665	4130	135	135
2W330	3300	2215	3965	4430	135	135
2W350	3500	2315	4165	4630	135	135
2W360	3600	2365	4265	4730	135	135
2W400	4000	2615	4665	5130	135	135
2W450	4500	2865	5165	5630	135	135
2F300	3000	2045	3715	4175	1410	950
2F330	3300	2195	4015	4475	1560	1100
2F360	3600	2345	4315	4775	1710	1250

MAST TYPE	LIFT HEIGHT (H3, MM)	MAST LOWERED HEIGHT (H1, MM)	MAST EXTENDED HEIGHT, NO BACKREST (H4, MM)	MAST EXTENDED HEIGHT, WITH BACKREST (H4, MM)	FREE LIFT HEIGHT, NO BACKREST (H2, MM)	FREE LIFT HEIGHT, WITH BACKREST (H2, MM)
3F430	4300	2080	5030	5435	1390	985
3F450	4500	2160	5220	5625	1470	1065
3F480	4800	2265	5520	5925	1575	1170
3F500	5000	2350	5720	6125	1660	1255
3F550	5500	2600	6220	6625	1910	1505
3F600	6000	2850	6720	7125	2160	1755

Options

ITEM	OPTIONS (optional items marked in yellow)
Fork dimension	122*45*1070 122*45*1150 122*45*1220 122*45*1370 122*45*1520 122*45*1600 122*45*1700 122*45*1820 122*45*2000 122*45*2200 122*45*2400
Fork carriage width option	1100mm Yes and can be customized
Fork carriage height option	1095mm Yes and can be customized
Front wheel type	Single Double
Front wheel material	Pneumatic Solid Non-marking
Rear wheel material	Pneumatic Solid Non-marking
Battery capacity	80V205AH 80V280AH 80V410AH 80V460AH
Charger	80V35A external 80V65A external 80V60A external 80V100A external 80V150A external 80V200A external 80V35A integrated 80V60A integrated
Battery display indicator (BDI)	With time
Seat type	Regular Premium Suspension Suspension + seatbelt logic switch Suspension seat with armrest
Attachments	No Built-in sidsifter External shifter Fork positioner
Traction pin	Yes
Anti-static chain	Yes
Battery and charger with heating function	No Yes and not customized
Front lamp	LED
Rear lamp	LED No

ITEM	OPTIONS (optional items marked in yellow)
Warning lamp	Yes
Steering lamp	Yes
Blue lamp	No Rear Front and rear
Area warning lamp	No Both sides Both sides and rear
Rearview mirror	One in front Two on sides and one in front
Buzzer	Yes
OPS system	No Yes and not customized
USB interface	Yes
Telematics	Yes and not customized No
Cabin	No Basic half cabin Upgrade half cabin Full cabin
Joystick	No
Heater	No Yes and not customized